

Refrigerator

Big French

HITACHI





INVERTER × Dual Fan Cooling

- Energy Saving
- Powerful Cooling
- Stabiliser Free
- Long Cool Keeper (12 Hours)

Fresh Select



The Select Lever lets you adjust the inside temperature by switching between the two modes.



Vegetable Mode
 ■ For storage of easily damaged soft fruits and vegetables
 ■ Organises items by size



Dairy / Meat Mode
 ■ Keeps meat and fish fresh
 ■ Thaws frozen foods
 ■ Rapidly cools drinks

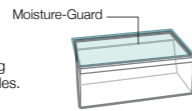
*Applied to R-W690P7MSX only

Big, Moisture-Guard Vegetable Compartment



Optimum High Humidity with the Moisture-Guard
 Moisture-Guard on top ensures indirect cooling to maintain the optimum moisture level on the vegetables.

Optimum Humidity **92%**
 *Tested by Hitachi. Differs depending on the amount and type of vegetables. (R-W635P4MS 90%)



Double-Deck Vegetable Storage
 Select the Vegetable mode of the Fresh Select and it becomes a second storage area for vegetables, adding an extra space.



Tank Type Water Dispenser


Enjoy Clean Water

Just pour mineral or other purified water into the tank and cold water is automatically made for you. You can remove the water tank for easy cleaning.

*Applied to R-W690P7MSX only

Automatic Ice Maker

Ice cubes can be made automatically and continuously simply by filling the tank with water. *Applied to R-W690P7MSX only



Touch Screen Controller

Flat glass panel controls let you change the settings with a simple touch. And a wipe is all it takes to clean the tempered glass surface.

*All display functions illuminated as an example. Actual display differs depending on the settings selected.

Tempered Glass Shelves

Scratch-proof and heat-resistant, the tempered glass shelves can even hold up to 100kg* each. *Weight resistance of Tempered Glass.



*This image is from R-W690P7MSX



Mouldproof Door Gasket

Thanks to Hitachi's mouldproofing treatment, the door gasket can be cleaned easily.

Deluxe Glass R-W690P7MSX Net 540L



Refrigerator Compartment

- Water Tank with Filter (R-W690P7MSX only)
- Fresh Select (R-W690P7MSX only)
- Selectable Mode Compartment (R-W635P4MS only)
- Big, Moisture-Guard Vegetable Compartment
- Front Air Flow (R-W635P4MS only)
- LED Light
- Tempered Glass Shelves

General Features

- Touch Screen Controller
- Inverter Control
- Dual Fan Cooling
- Dual Sensing Control
- Eco Thermo-Sensor
- Tank Type Water Dispenser (R-W690P7MSX only)
- LED Control Panel
- Nano Titanium Filter
- Mouldproof Door Gasket
- No Frost
- CFC-Free
- HFC-Free

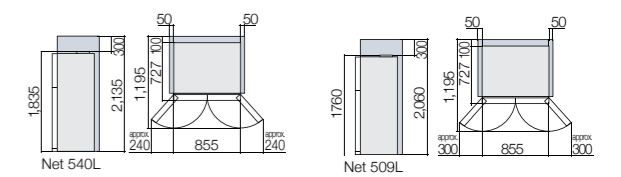
Freezer Compartment

- Automatic Ice Maker (R-W690P7MSX only)
- Movable Twist Ice Tray (R-W635P4MS only)
- LED Light
- Quick Freezing
- Tempered Glass Shelf

Standard R-W635P4MS Net 509L





Dimensions (mm)



□: Space required for ventilation.

SPECIFICATIONS

		4 Door	
		Deluxe Glass	Standard
Model		R-W690P7MSX	R-W635P4MS
			
Net Capacity (L ^{*1})	Total	540	509
	Freezer	144	144
	Refrigerator	396	365
Storage Capacity (L ^{*2})	Total	531	509
	Freezer	135	144
	Refrigerator	396	365
Refrigerator Compartment	Fresh Select	•	-
	Selectable Mode Compartment	-	•
	Tempered Glass Shelves	3	3
	Front Air Flow	-	•
	Water Tank	•	-
	LED Light	•	•
Vegetable Compartment	Big Moisture Guard	•	•
Freezer Compartment	Automatic Ice Maker	•	-
	Movable Twist Ice Tray	-	•
	Quick Freezing	•	•
	Tempered Glass Shelf	•	•
	LED Light	•	•
General Features	Inverter Control	•	•
	Electronic Control	•	•
	Eco Thermo-Sensor	•	•
	Dual Fan Cooling	•	•
	Dual Sensing Control	•	•
	LED Control Panel	•	•
	Door Alarm	•	•
	Water Dispenser	•	-
	Nano Titanium	•	•
	CFC Free	•	•
	HFC Free	•	•
Refrigerant	R-600a	R-600a	
Power Supply (V, Hz)	220-240, 50	220-240, 50	
Plug	BS 3PIN	BS 3PIN	
Dimensions (mm)	Width	855	855
	Height	1,835	1,760
	Depth (Without Handle)	727	727
Colour	Glass Black (GBK) Glass Gray (GGR)	Glass Black (GBK)	

*1 Based on IEC 62552-3:2015 Standard Volume

*2 Based on ISO 15502:2005 Standard Storage Volume